

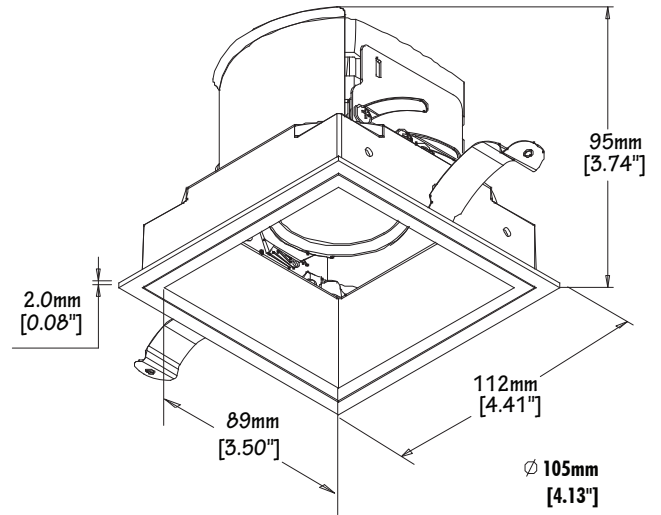
ARS3-1300SQ 3.5" Adjustable Down Light

Project	_____
Location	_____
Quote/Ref #	_____

ARS3-1300SQ is a 3.5-inch gear-driven adjustable downlight that features a wide range of functionality, trim styles, trim colors, beam angles and accessories to meet any lighting requirements. Center-beam adjustable design optimizes light output up to 40° tilt with full 360° rotation. Gear-driven mechanism enables hot-aiming capability. Installation is hassle-free and all adjustments including changing trims, optics, and accessories can be done below ceiling after installation. Light engine is removable from flange and flangeless modules after installation to enable field serviceability.



INPUT VOLTAGE	120V AC
POWER CONSUMPTION	17W
DELIVERED OUTPUT	1200 Lumens
COLOR RENDERING	90 CRI
COLOR CONSISTENCY	3 SDCM
BEAM SPREAD	Spot 17° Medium 24° Wide 39°
LUMEN MAINTENANCE	50,000 Hrs
CONTROL FEATURE	TRIAC ELV / 0-10V / DALI
COLOR TEMPERATURE	Overload & Short circuit protection
OPTICS	27K / 30K / 35K / 40K
TRIM FINISHES	Spot 17° / Medium 24° / Wide 39°
TRIM STYLE	Black / White / Blue / Gold / Haze
CUTOUT	Bevel / Pinhole
MATERIAL	∅105mm (4.13")
TRIM SHAPE	Machine grade aluminum
LENS	SQUARE
CERTIFICATION	Interchangeable TIR optics
RATING	RoHS compliant
	Dry, damp & wet location




	COLOR TEMP	CRI	LUMENS
	2700K	90	1200
	3000K	90	1200
	3500K	90	1200
	4000K	90	1200



COLLAR



FF
Flanged Collar

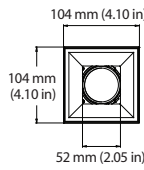
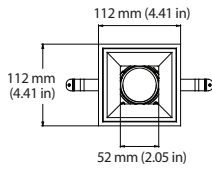


LF
Flangeless Collar

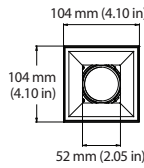
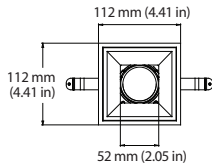
TRIMS



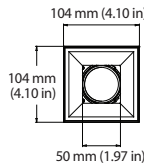
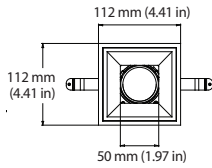
ARS1301
Beveled Deep



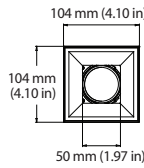
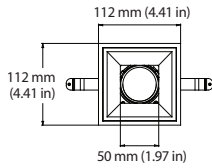
ARS1302
Beveled
(wet location)



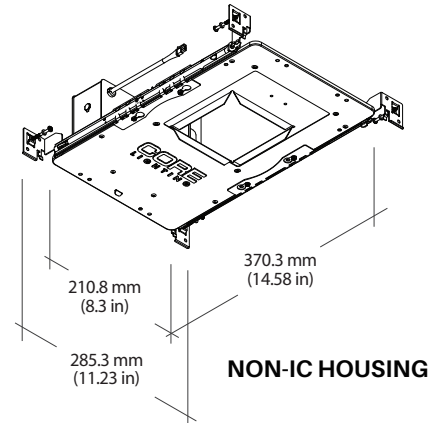
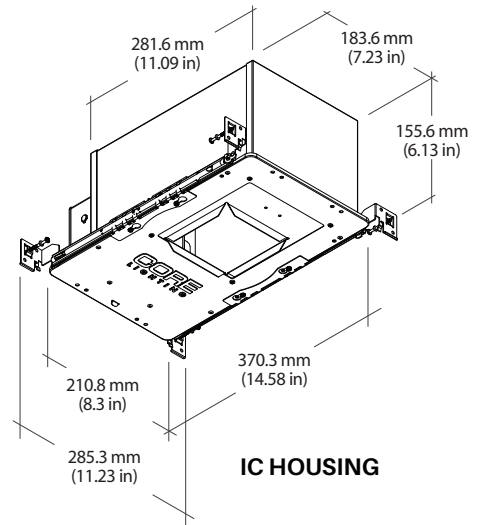
ARS1303
Pinhole
(wet location)



ARS1305
Wall Wash



HOUSING



STANDARD ORDERING CODE

HOUSING

Model	Ceiling Appearance	Output	Color Temp	Beam Angle	Type	Housing	Driver	Voltage
ARS3-1300SQ Square	LF Flangeless	L2 Low Output (17W)	27K 2700K	17 Spot 17°	ADJ Adjustable	IC IC Rating	STD Standard Phase 1%	120 120 Volt
	FF Flanged		30K 3000K	24 Medium 24°	FXD Fixed	N Non-IC	010 0-10V Dimming	277 277 Volt
			35K 3500K	39 Wide 39°			HL2W Lutron Hi-Lume 1% 2 Wire	
			40K 4000K				HLECO Lutron Hi-Lume 0.1% Ecosystem	

TRIM

Model	Trim Style	Trim Color
ARS3SQ Square	1301 - Beveled	WH - White
	1302 - Beveled (wet location)	BK - Black
	1303 - Pin Hole (wet location)	
	1305 - Wall Wash	

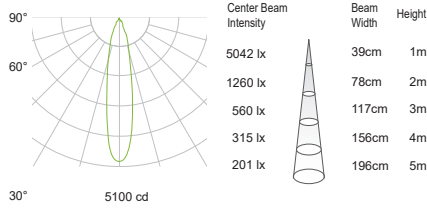
PHOTOMETRICS

Round | 17W | 90CRI | 3000K | Angle cut trim

Tilt 0°

Spot 17°

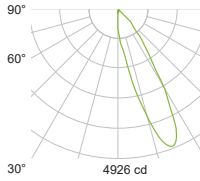
Delivered Output : 1174 lm | CBCP : 5051 cd | Beam Angle : 22°



Tilt 20°

Spot 17°

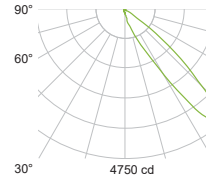
Delivered Output : 1178 lm
CBCP : 4926 cd



Tilt 40°

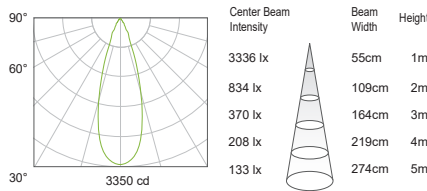
Spot 17°

Delivered Output : 1048 lm
CBCP : 4750 cd



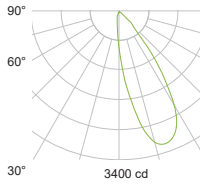
Medium 24°

Delivered Output : 1156 lm | CBCP : 3336 cd | Beam Angle : 30.6°



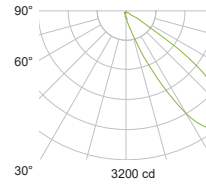
Medium 24°

Delivered Output : 1178 lm
CBCP : 3361 cd



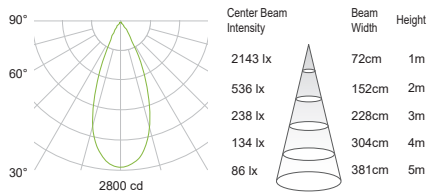
Medium 24°

Delivered Output : 1070 lm
CBCP : 3183 cd



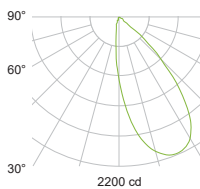
Wide 39°

Delivered Output : 1152 lm | CBCP : 2143 cd | Beam Angle : 42°



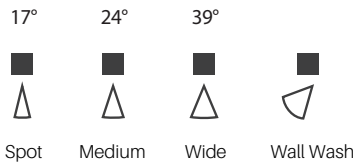
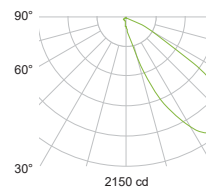
Wide 39°

Delivered Output : 1104 lm
CBCP : 2143 cd



Wide 39°

Delivered Output : 1022 lm
CBCP : 2141 cd



ASSEMBLY

